

FIRE SUPPRESSION SHUTDOWN 13

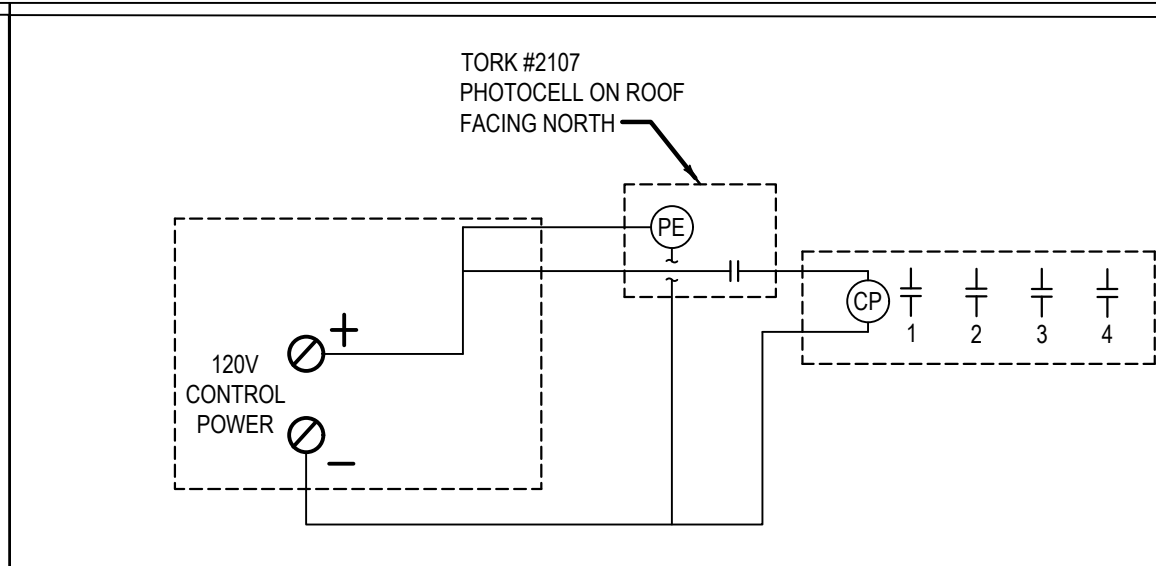
NOT TO SCALE **E-400**

KEY NOTES:

1. PROVIDE AN OVERRIDE SWITCH TO OVERRIDE THE TIME CLOCK DURING AFTER-HOURS WORK TO TURN ON THE LIGHTS NOT MORE THAN 2 HOURS ACCORDING WITH ENERGY CODE 2020 FBC C405.2.2.1.
2. TIME CLOCK SHALL COMPLIED WITH FBC 2020 ENERGY CONSERVATION CODE C405.2.2.1.:
 - MINIMUM OF 7 DAY CLOCK
 - CAPABLE OF BEING SET FOR SEVEN "7" DIFFERENT DAY TYPES PER WEEK
 - HOLIDAY "SHUTOFF"
 - PROGRAM BACK UP CAPABILITY AT LEAST 10H
 - OVERRIDE SWITCH
3. NOT USED
4. FOR SEQUENCE OF OPERATION SEE SHEET E-400 / 14.
5. CONTRACTOR TO PROVIDE EVIDENCE THAT THE LIGHTING CONTROL SYSTEM IS WORKING PROPERLY ACCORDING TO FBC C408.3 LIGHTING SYSTEM FUNCTIONAL TESTING.(TYPICAL)

NOTE:

FOR MORE DETAIL REFER TO FBC 2020 ENERGY CONSERVATION.



PHOTOCELL/TIME CLOCKS 12

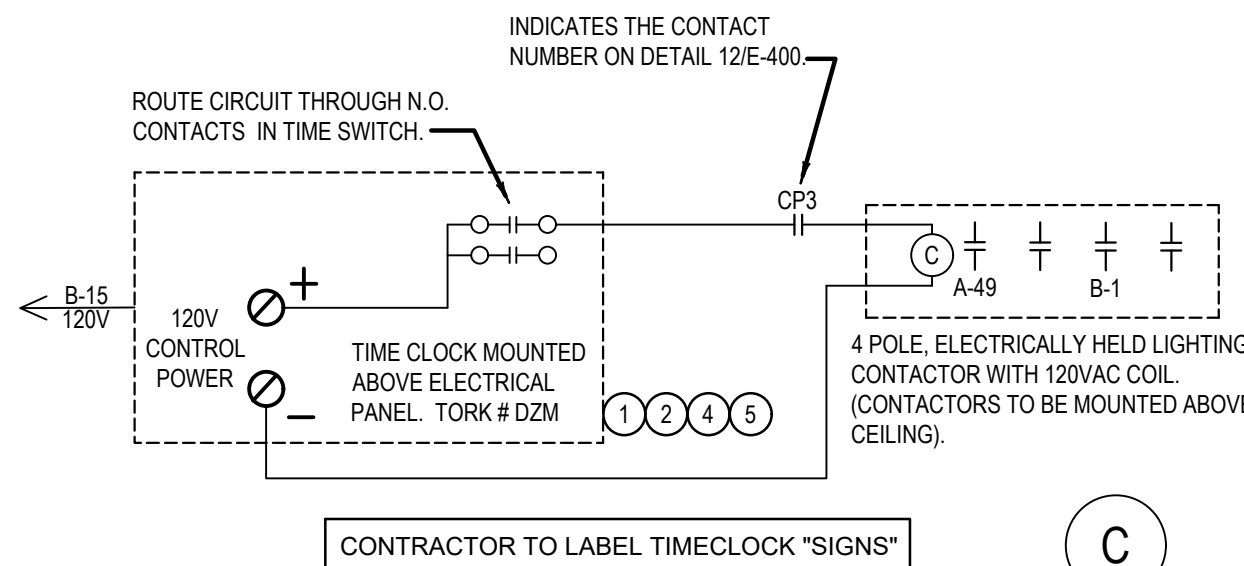
NOT TO SCALE **E-400**

NOT USED

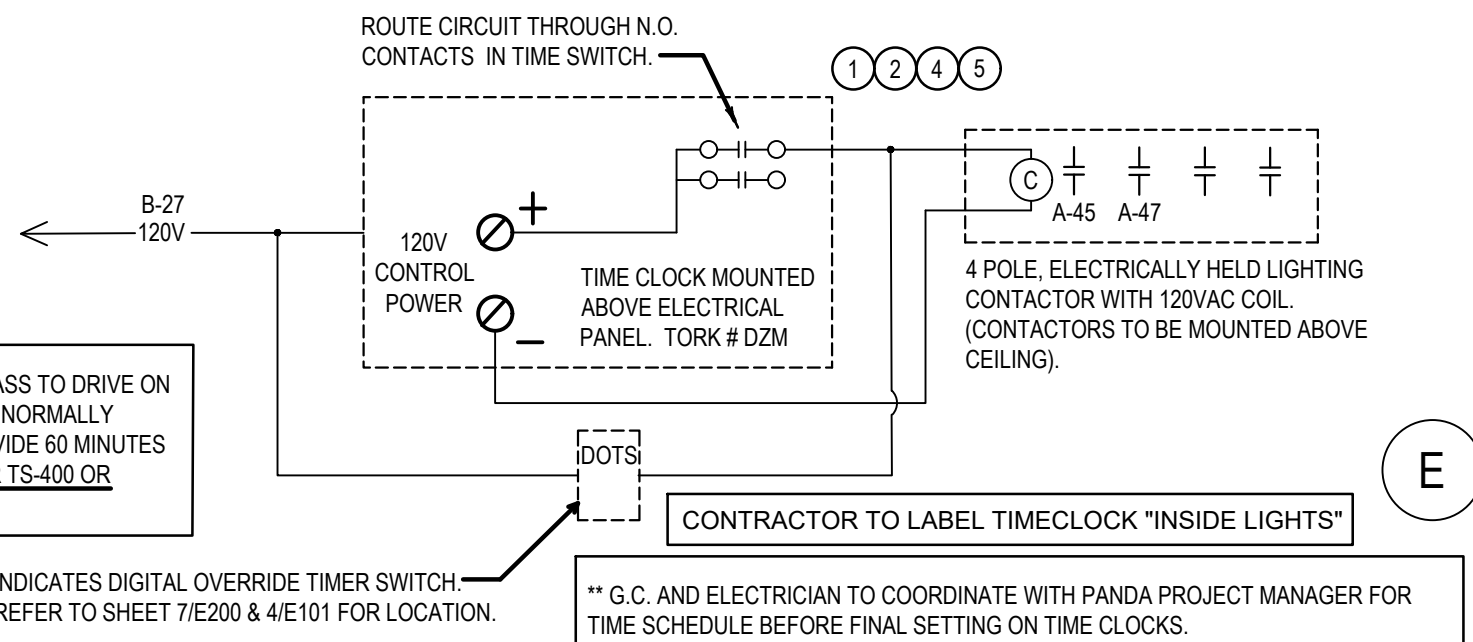
CONTRACTOR TO LABEL TIMECLOCK "BUILDING LIGHTS"

NOT USED

CONTRACTOR TO LABEL TIMECLOCK "DRIVE THROUGH"



NOT USED



TIME CLOCKS 11

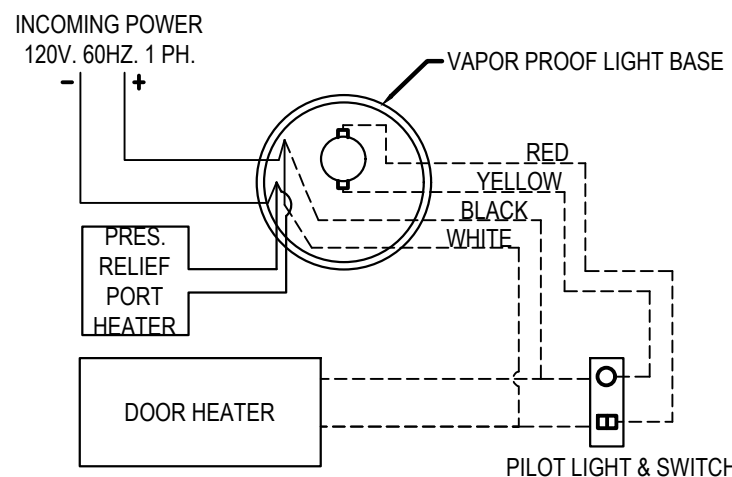
NOT TO SCALE **E-400**

SEQUENCE OF OPERATION		
TIME CLOCK	DESCRIPTION	TIME & STATUS
C	SIGNS	ON 5PM & OFF AT 10:30PM**
E	INSIDE LIGHTS	ON AT 9AM & OFF AT 11:30PM**

NOTES:
* ON AT 40 LUX OFF DURING LIGHT INPUT RECEIVED (PHOTOCELL).
** PRIOR TO PROGRAMING THE TIME CLOCK COORDINATE THE TIME WITH THE OWNER.

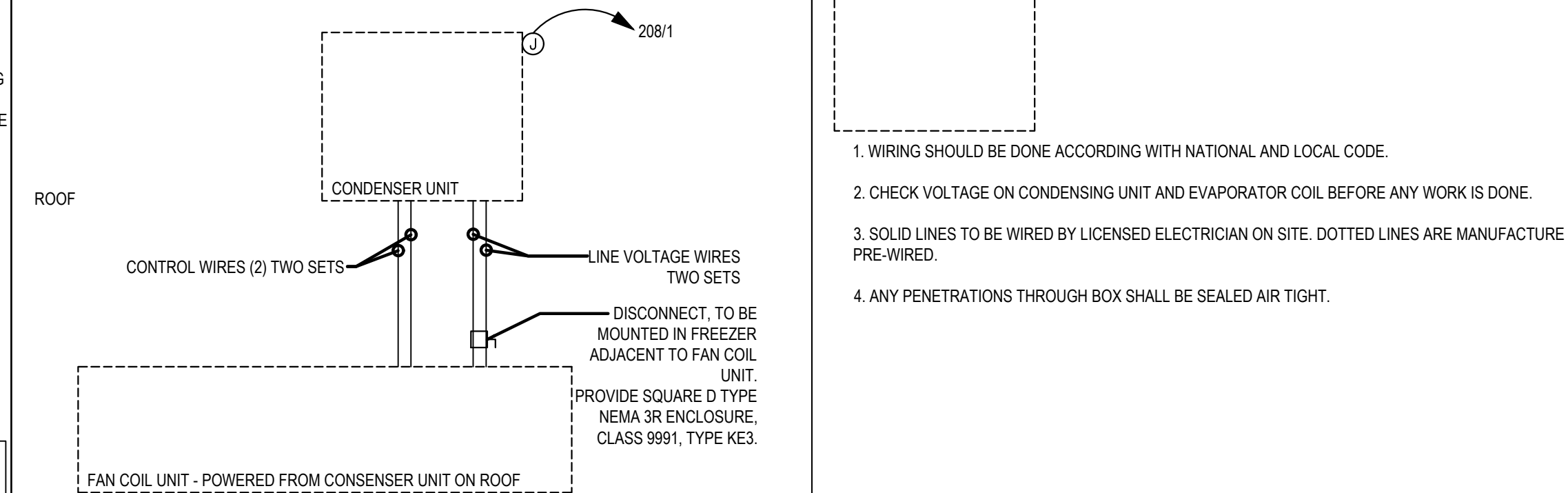
SEQUENCE OF OPERATION 14

NOT TO SCALE **E-400**



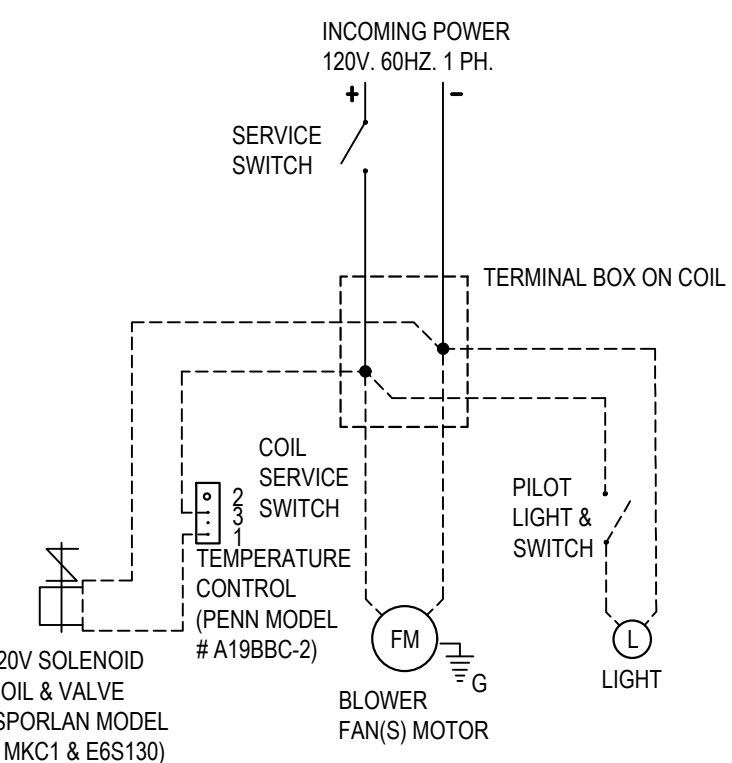
FREEZER LTG & DOOR HTR WIRING DIAGRAM 10

NOT TO SCALE **E-400**



FREEZER EVAPORATOR COIL 9

NOT TO SCALE **E-400**



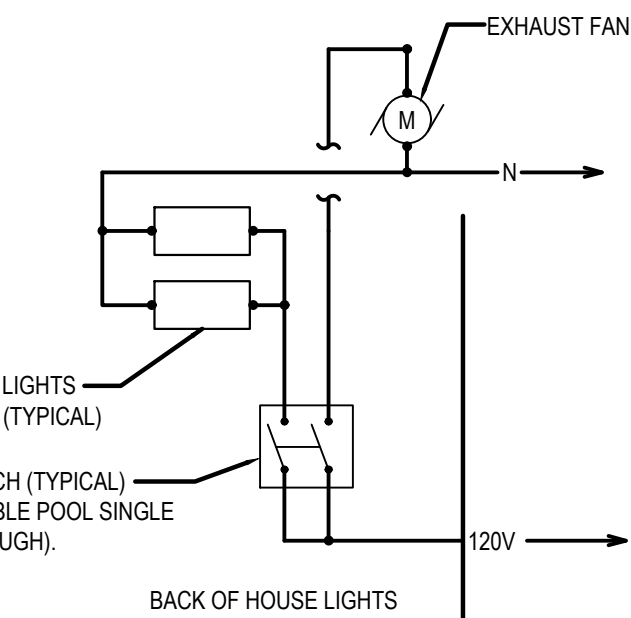
COOLER EVAPORATOR COIL 8

NOT TO SCALE **E-400**

WIC / WIF WIRING DIAGRAM NOTES 6

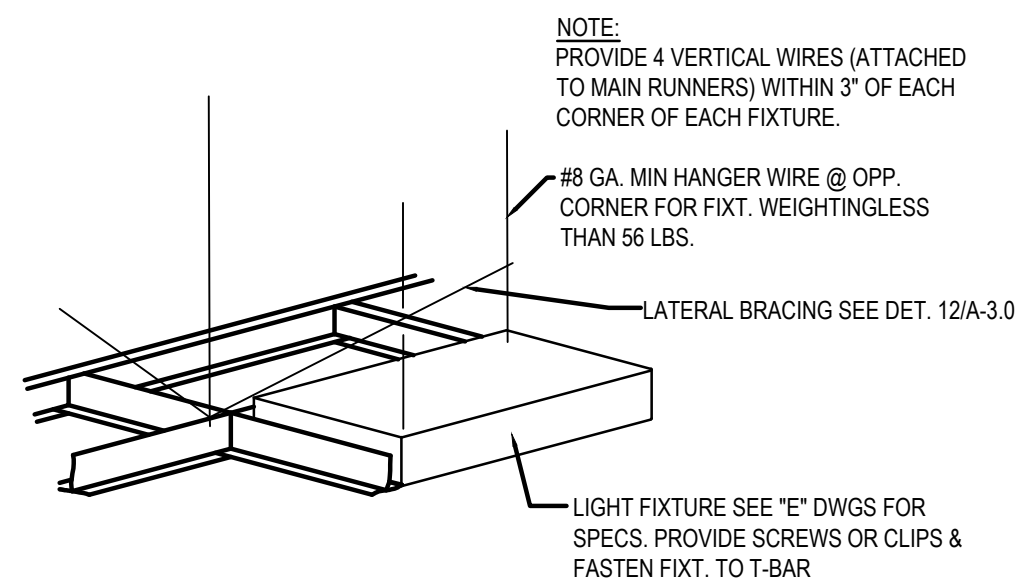
NOT TO SCALE **E-400**

1. WIRING SHOULD BE DONE ACCORDING WITH NATIONAL AND LOCAL CODE.
2. CHECK VOLTAGE ON CONDENSING UNIT AND EVAPORATOR COIL BEFORE ANY WORK IS DONE.
3. SOLID LINES TO BE WIRED BY LICENSED ELECTRICIAN ON SITE. DOTTED LINES ARE MANUFACTURE PRE-WIRED.
4. ANY PENETRATIONS THROUGH BOX SHALL BE SEALED AIR TIGHT.



EXHAUST FAN CONTROL DIAGRAM 5

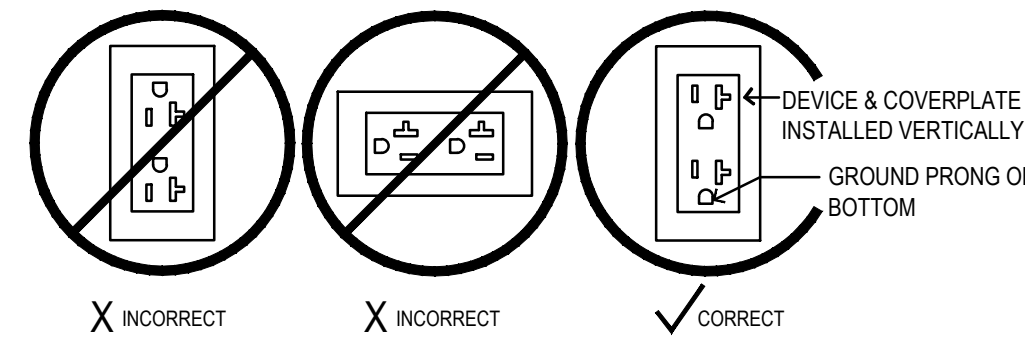
NOT TO SCALE **E-400**



LIGHT FIXTURE DETAIL 4

NOT TO SCALE **E-400**

DEVICE ORIENTATION

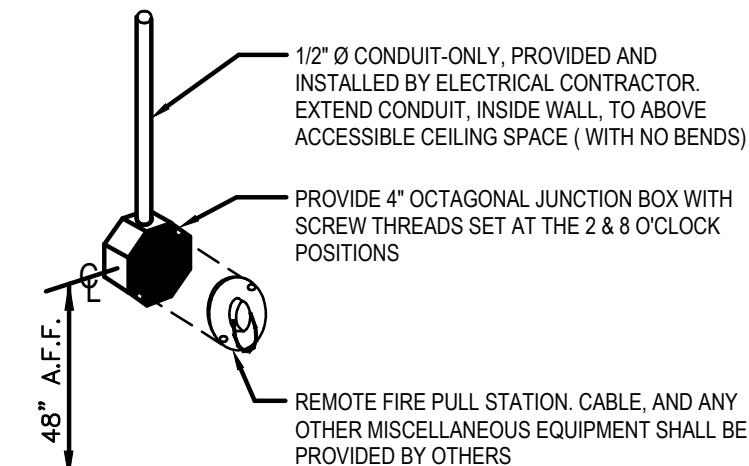


DEVICE & COVERPLATE COLOR

LOCATION	DEVICE COLOR	COVER PLATE COLOR	NOTES
DINING ROOM (WALLS)	VERIFY W/PX	VERIFY W/PX	VERIFY WITH PANDA PM PRIOR TO PURCHASE AND INSTALL
DINING ROOM (IN BULKHEAD ABOVE WINDOWS)	VERIFY W/PX	VERIFY W/PX	VERIFY WITH PANDA PM PRIOR TO PURCHASE AND INSTALL
DINING ROOM (WHEN IN CEILING)	BLACK	BLACK	@ SHOW WINDOW IN DARK CEILING (IF APPLICABLE)
RESTROOM	GREY	STAINLESS STEEL	--
RESTROOM VESTIBULE	GREY	STAINLESS STEEL	--
KITCHEN/SERVICE AREAS	GREY	STAINLESS STEEL	--

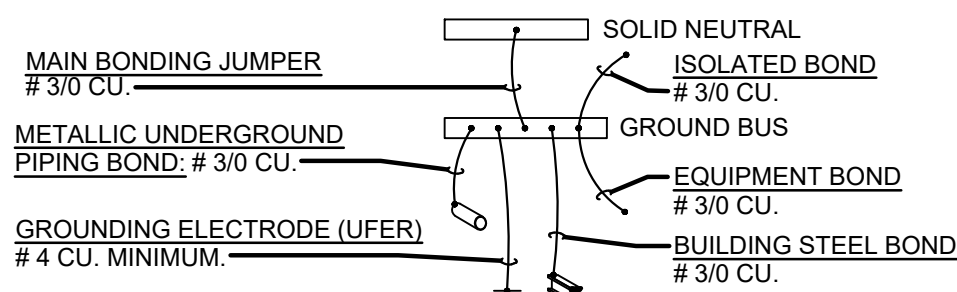
DEVICE / RECEPTACLE SCHEDULE 3

NOT TO SCALE **E-400**



ANSUL PULL STATION DETAIL 2

NOT TO SCALE **E-400**



'SES' GROUNDING DETAIL 1

NOT TO SCALE **E-400**



PANDA EXPRESS, INC.
1683 Walnut Grove Ave.
Rosemead, California
91770
Telephone: 626.799.9898
Facsimile: 626.372.8288

All ideas, designs, arrangement and plans indicated or represented by this drawing are the property of Panda Express Inc. and were created for use on this specific project. None of these ideas, designs, arrangements or plans may be used by or disclosed to any person, firm, or corporation without the written permission of Panda Express Inc.

REVISIONS:


ISSUE DATE:

1 BID SET 2023-05-02

DRAWN BY: CPH

PANDA PROJECT #: S4-24-D22020

ARCH PROJECT #: P7377



PANDA EXPRESS
PANDA END CAP
3301 W HILLSBORO BLVD
DEERFIELD BEACH, FL 33442

E-400

ELECTRICAL DETAILS, DIAGRAMS

PANDA HOME 2600 R4/DAB